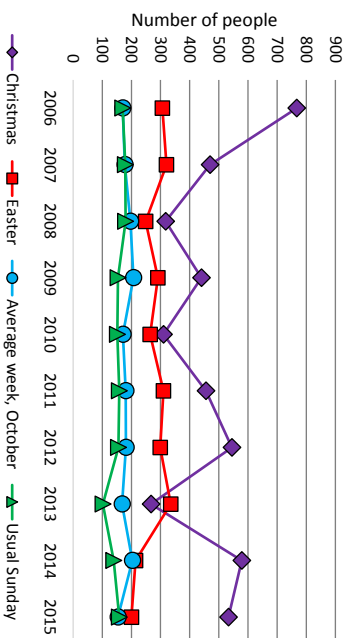
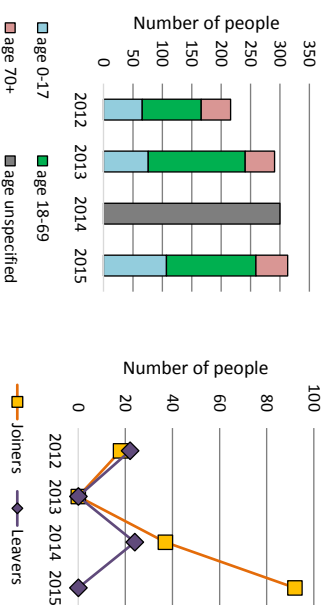


1. Attendance summary, 2006-15



2. Worshipping community, 2012-2015



Parish census and deprivation summary

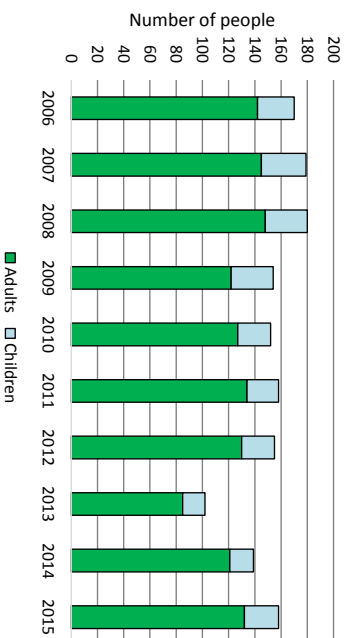
Parish population (2011): 4292

	Parish	Diocese	National
% aged 0-17	19%	24%	21%
% aged 18-44	24%	39%	37%
% aged 45-64	35%	22%	25%
% aged 65 & over	21%	14%	16%
% Christian	69%	51%	59%
% non-Christian religion	3%	23%	9%

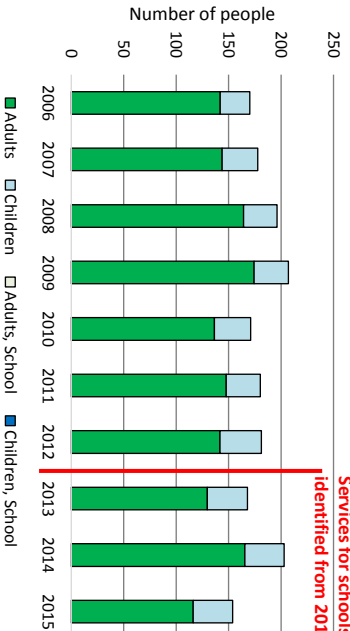
Parish deprivation rank (IMD, 2015): 11788
 (1=most deprived parish in the Church of England, 12,599=least deprived)

For more detailed census & deprivation information see <http://arg.js/1R5S4CS>
<https://www.churchofengland.org/about-us/facts-stats/research-statistics.aspx>
 and <http://www2.cif.org.uk/poverty-england/poverty-map>
 Number of churches in parish (2016): 2 Parish code: 520055

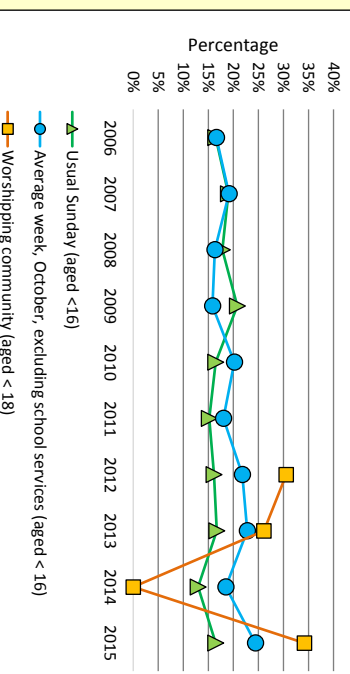
3. Usual Sunday attendance, 2006-15



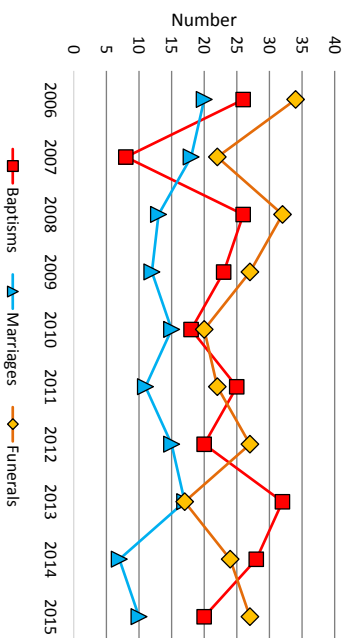
4. Average weekly attendance, October, 2006-15



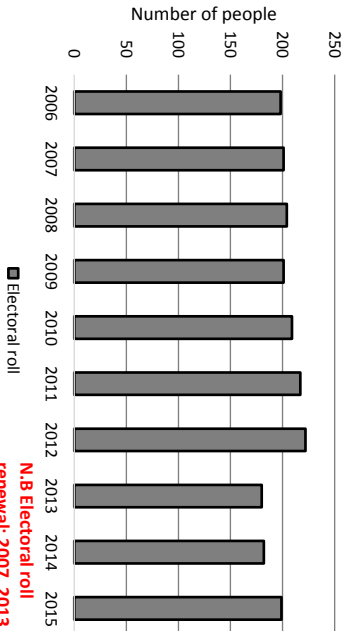
5. Percentage children, 2006-15



6. Baptisms, marriages, & funerals, 2006-15



7. Electoral roll, 2006-15



Variations in attendance from year to year may be the result of changes in the number of churches that submitted returns, or changes in parish/benefice structure.

Number of churches included in returns: 2006 2; 2007 2; 2008 2; 2009 2; 2010 2; 2011 2; 2012 2; 2013 2; 2014 2; 2015 2.

Produced by the Research and Statistics Unit, Church House, Great Smith Street, London SW1P 3AZ. Date of production: 8/12/16

Every effort has been made to ensure that data are reliable. We would be grateful to be notified of any significant errors or omissions by email to statistics.unit@churchofengland.org

This dashboard contains figures as submitted by churches currently in the parish

Attendance statistics have been taken from annual Statistics for Mission returns.

Average weekly attendance: attendance at Sunday and midweek church services & fresh expressions in October. Figs 1 & 5 do not include attendance at services for schools.

Easter: Easter Eve & Easter Day; Christmas: Christmas Eve & Christmas Day.

Baptisms: all baptisms & thanksgivings.

Marriages: marriages and services of prayer & dedication after civil marriages.

Funerals: those held in church & at crematorial cemeteries.

Worshipping Community information has been collected from 2012 onwards.

Census data taken from the 2011 national Census.

Deprivation statistics: IMD taken from the English Indices of Deprivation, published by the Department for Communities & Local Government, Sept. 2015.

The above statistics have been mapped onto parish boundaries so are approximations.

For more information, see:

<https://www.churchofengland.org/about-us/facts-stats/research-statistics.aspx>



Follow us on Twitter:
 @cofestats

